

GREAT POWER

COMPANY INTRODUCTION

World-Class Lithium Battery Manufacturer



CORPORATE MISSION

Making clean energy safer, more stable and accessible

Our mission is to make clean energy safer, more stable, and accessible. This belief fuels our progress and guides us to provide power that more customers can afford, rely on, and trust.

We are dedicated to advancing energy access across diverse industries, ensuring that power is a bridge to progress, not a barrier.

Our foundation is built on delivering clean, reliable power to global communities fostering a future that is as sustainable as it is bright.

Safety and stability are not just features, they are the fundamental principles guiding every system we design and deploy.

We earn our customers' confidence by delivering solutions that provide dependable, long-term value and operational excellence.

OUR CORE VALUES

Delivered Value · Integrity · Smarter Innovation

Delivered Value

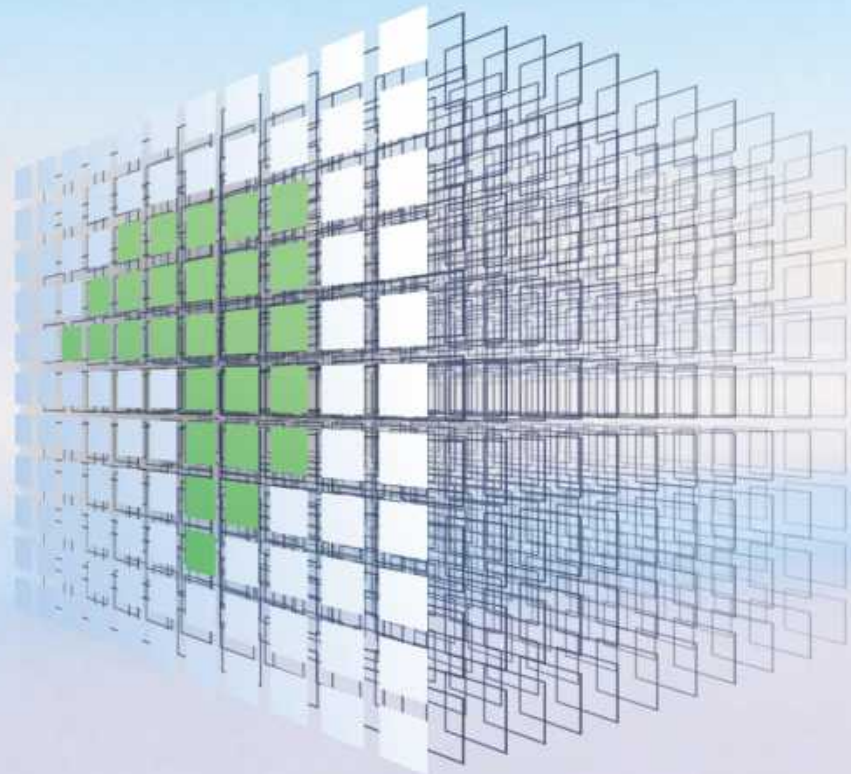
We start with our customers' real needs. Success means our solutions work as intended and deliver lasting value over time.

Integrity

We take responsibility for our work and decisions and act like owners. We are honest, keep our promises, and deliver what we say we will.

Smarter Innovation

We think from first principles and improve continuously, working closely with customers and partners to build practical, better solutions.



CONTENTS

- 01 / ABOUT GREAT POWER
- 02 / RESEARCH & DEVELOPMENT
- 03 / SMART MANUFACTURING
- 04 / OUR PRODUCTS & SERVICES



01

ABOUT GREAT POWER



GREAT POWER

A World-Class Battery & ESS Supplier



2001

Founded in
Guangzhou



2015

Listed on the
ChiNext Board




50+

Countries &
Regions Served



2800+

Engineers



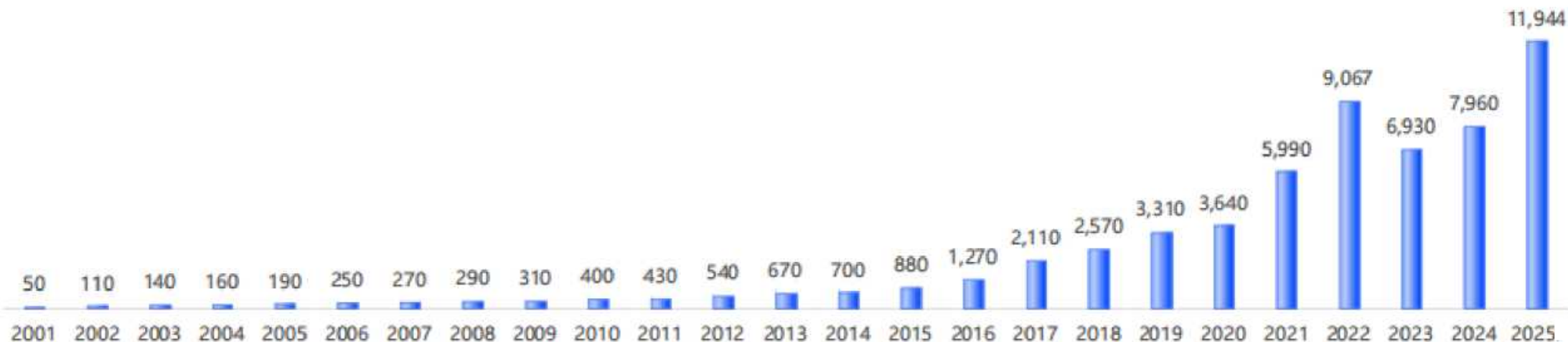
10000+

Employees

Steady Growth Over 25 Years

Great Power Revenue (2001–2025)

■ Revenue (tax excluded, CNY million)



25 Years of Steady Growth.
Sustained Momentum through Industry Volatility.

Global Network

Great Power has established **four major marketing centers** and **ten overseas localized teams**, actively providing efficient communication and services to customers.

Four Marketing Centers: Overseas Center ▪ Large-Scale ESS Center ▪ Smart C&I ESS Center ▪ Consumer Battery Center



Market Recognition

Great Power is recognized as a global leader, with products among the top in worldwide shipments

Tier 1 Energy Storage Manufacturer

Bloomberg

Top Bankable ESS Manufacturer

Bloomberg



2025 Global Residential Energy Storage Battery Shipments (ICC/SPIR)



2025 Global Base Station & UPS Battery Shipments (ICC)



2025 Global Energy Storage Battery Shipments(ICC/SPIR)



2025 Global Commercial and Industrial ESS Shipments (GGII)



2025 Oversea Commercial and Industrial ESS Shipments (GGII)



2025 China's Top 9 3C Lithium-Ion Battery Revenue (SPIR)



2024 China's Top 10 Electric Two-Wheeler Lithium Battery Brands (SPIR)



2024-2025 Global Top 500 New Energy Companies (China Energy News)



2023 Pioneers in Sodium-Ion Battery Certification in China
2023 Top 10 Innovators in Sodium-Ion Battery Technology (CNESA)



2023 Global Energy Storage Battery Production Leaders (WOOD MACKENZIE)

Our Partners

Our products reach over 50 countries and regions, where we work closely with clients to drive progress and achieve mutual growth.

China ESS partners



Oversea ESS partners



Cosumer Battery Patners



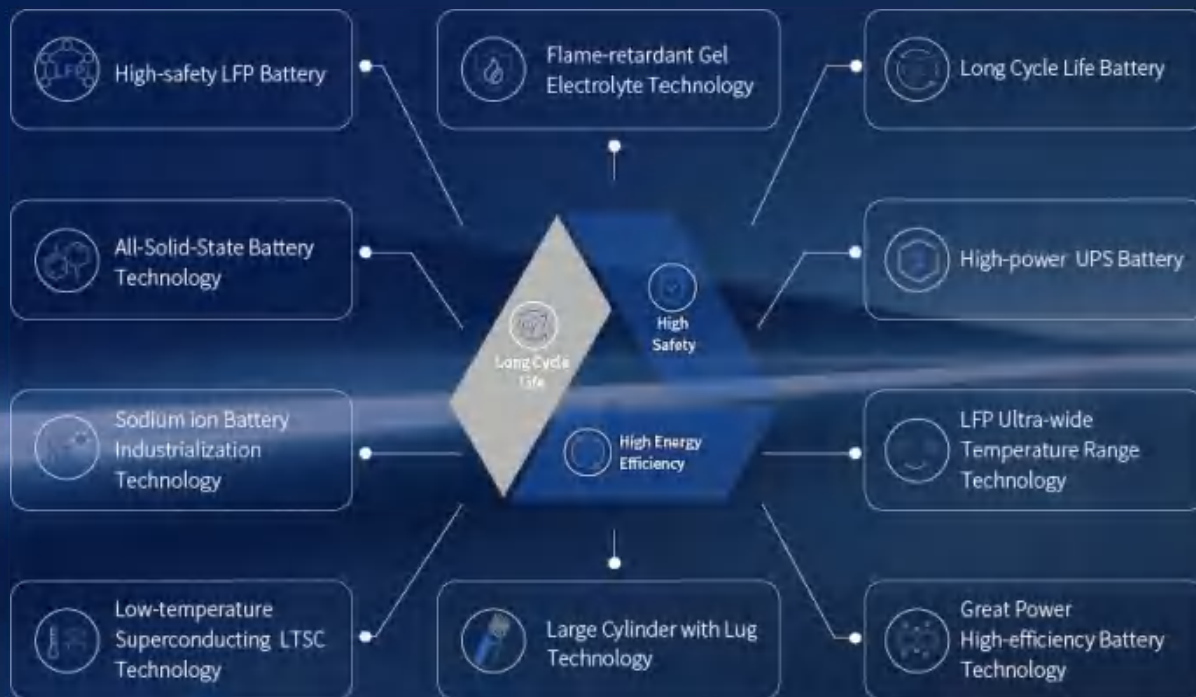
02 TechG

RESEARCH & DEVELOPMENT



R&D Strength

- Great Power's energy storage batteries are committed to achieving high safety, energy efficiency, and long cycle life.
- Our sodium-ion, solid-state, and semi-solid-state batteries are industry leaders.
- With over 700 patents filed, we are also actively involved in shaping over 25 industry standards.



4 7

Core Research Areas Key Product Research

- Battery Materials
- Battery Structure
- Next-Generation Battery
- Analysis, Testing, and Optimization

- Primary Battery
- Secondary Battery
- Sodium-Ion Battery
- Energy Storage Battery
- Power Battery
- Solid-State Battery
- Energy Storage System

R&D Strength

2,800+ engineers and experts build the R&D innovation platform to create great products and technology.

2,800
Engineers

6 Research Institutes

4
Testing Centers

1
Manufacturing Process Center

TechG

National-Level
Research Center

National-level Postdoctoral Research Center
(Established in 2002)

Provincial-Level
Research Center

- Guangdong Provincial Enterprise Technology Center
- Guangdong Provincial High-Performance Lithium Battery Engineering Technology Research Center
- Henan Provincial Enterprise Technology Center
- Henan Provincial High-Performance and High-Safety Lithium-Ion Power Battery Engineering Technology Research Center

Collaborating with over 10 top universities and research institutions in electrochemistry

Technology Breakthrough

The application of innovative technologies has been widely recognized by customers.

2023-2025

Flame-Retardant Gel Electrolyte

This technology is an innovation in fundamental battery material. The electrolyte enables in-situ gelation, forming a secure and stable interface between the electrodes and the electrolyte. This effectively prevents thermal runaway, significantly enhancing cell safety without compromising electrochemical performance.

LTSC Low-Temperature Super Conducting Technology

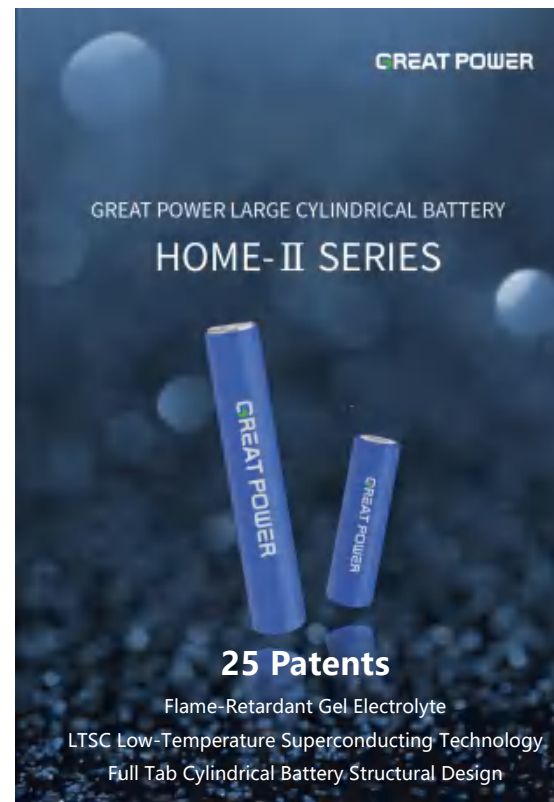
This technology is an innovation in fundamental battery material. LTSC technology enables charging at -30°C and discharging at -40°C without lithium plating, achieving a charge/discharge efficiency of over 95%.

Full Tab Cylindrical Battery Structural Design

This technology is structural innovation. Cutting-edge full tab technology for low internal resistance and strong power. Fast charging, reaching 80% charge in 30 minutes

High Energy Density Technology

This technology is an innovation in fundamental battery material. Through innovations in cathode and anode materials, the battery achieves high energy density (> 400Wh/kg) while maintaining a high discharge rate (15C).



New Battery Technology

With years of innovation, Great Power made groundbreaking breakthroughs in sodium-ion battery and solid-state battery.

Sodium-ion Battery

The advantages of sodium-ion batteries lie in low-temperature charging, wide-temperature-range cycling, and high-rate discharge. Application areas include energy storage and light-duty power.

Great Power leads the industry in sodium-ion battery R&D and industrialization, being one of the first companies in China to meet the standard certifications.

The company is actively innovating in both polyanionic and layered sodium battery technologies. By the end of 2024, the latest products are expected to achieve an energy density of up to 200Wh/kg.



Qingdao Beian 5.39MWh Sodium-ion ESS Project




All Solid-State Battery

All-solid-state batteries (short as ASSB) , known for their safety and high energy density, have broad applications in wearable devices, electric vehicles, and aircraft.

Great Power's ASSBs adopts an oxide-based technology pathway, eliminating the need for a separator. It features a composite inorganic ceramic electrolyte layer, and the wet coating process is expected to make its cost comparable to conventional liquid lithium-ion batteries.

Key benefits include exceptional safety and a wide operating temperature range. The battery can pass nail penetration tests, operates from -20°C to 85°C, offers a cycle life of 600 cycles, and achieves an energy density of 300Wh/kg.

Pilot-scale R&D and small-scale production are planned for 2025, with mass production expected in 2026.



High-Rate Battery

Drone battery require high power, high energy density, and high safety — suitable for low-altitude economy applications such as drones, FPV racing drones, agricultural drones, and delivery drones.

Great Power' s drone batteries deliver outstanding performance:

- Maximum instantaneous discharge power up to 80P. 10C high-rate start-up even at -40 °C and low SOC
- 750Wh/L Gravimetric energy density exceeding 400 Wh/kg. Volumetric energy density up to 750 Wh/L
- Trillion-level free radical quenching sites
- High consistency to prevent overcharge and over-discharge



03

SMART MANUFACTURING



Manufacturing Strength

With **12** smart manufacturing bases, we deploy over 300 robots across production lines.

95% of energy storage cells and **85%** of consumer cells are fully automated in production.

- | | |
|---|---|
| 1 Great Power Headquarters
R&d and pilot facilities,
covering an area of 20,000 m ² | 7 Shida Battery Co., Ltd.
Covering an area of 57,000+m ² |
| 2 Zhuhai GP
Covering an area of 166,500m ² | 8 Qingdao GP
Covering an area of 183,100+m ² |
| 3 Henan GP
Covering an area of 333,000+m ² | 9 Inner Mongolia GP
(under construction) |
| 4 Quzhou GP
Phrase I covers an area of 186,500+m ²
Phrase II is under construction,Covering
an area of 461,500+m ² | 10 Guangde GP
(under construction)
Covering an area of 107,400+m ² |
| 5 Changzhou GP
Covering an area of 432,900+m ² | 11 Vietnam GP
Covering an area of 5000+m ² |
| 6 Liuzhou GP
Covering an area of 166,500+m ² | 12 Türkiye GP
Covering an area of 20000+m ² |



Production Facilities

GREAT POWER

Total Production Capacity: 60GWh



Smart Manufacturing

Great Power is one of the world's leading lithium battery manufacturers. By leveraging automation and digitalization, we build smart manufacturing facilities that deliver high-quality, reliable, and efficient battery production.

High Consistency

Our fully automated production lines, combined with real-time monitoring and big data alerts, ensure every battery cell meets the highest consistency and reliability standards, with multiple indicators reaching 6 Sigma quality.

Key Processes

Stacking: Z-shaped femtosecond stacking ensures precise disc alignment and overhang control.

Winding: Advanced winding equipment with multi-stage tension adjustment prevents deformation and guarantees consistent battery structure.

12

Global Production Bases

300+

Robots in Operation

95%

Energy Storage Cell
Automation

85%

Consumer Battery
Automation




Quality Management

Great Power applies globally advanced production lines and a quality-first process design. Our facilities feature full FFU coverage, Level-6 environmental control, and 24/7 monitoring of key production points. This ensures our batteries meet international standards for safety, reliability, and performance.

Certifications & Standards:

Quality & Environment: ISO9001, ISO14001, IATF16949

Safety & Compliance: GJB9001B, ISO45001:2018, UL, RoHS, CE, QCT-743-2006




04

PRODUCTS AND SERVICE



Great Power Products



We provide high-quality batteries and one-stop energy storage solutions.

All-Scenario Battery Solution

Energy Storage Battery
Consumer Battery
EV Battery



One-stop Energy Storage System Solution

Power-side Energy Storage System
Grid-side Energy Storage System
Commercial & Industrial Energy Storage System
Smart Solar-Storage Charging System



Energy Storage Battery

Great Power introduced its first-generation energy storage battery in 2011, becoming one of the earliest companies in China to venture into the energy storage battery industry.

Our energy storage products include cells, PACKs, and RACK battery clusters, which are used in power generation and grid storage, industrial and commercial energy storage, UPS backup power for communication stations, as well as residential and portable energy storage.

Great Power has consistently ranked in the top 10 for energy storage battery shipments, with residential and portable energy storage batteries consistently ranking in the global top 5.



Battery Cells



Packs



Racks



Outside Battery System



Container Energy Storage Solutions

One-stop Energy Storage System Solution



Outdoor Energy Storage Cabinet

For wind and solar plants - highly integrated, long-life, and easy-to-maintain outdoor energy storage support.



Containerized Energy Storage System

For grid applications - multi-level safety, high efficiency, flexible configuration, and reliable frequency and peak regulation support.



Smart EMS Cloud

For enterprises - full-lifecycle AI monitoring and smart management, reducing costs, improving efficiency, and optimizing energy use.



Integrated Smart PV + Storage + Charging Solution

For everyone - an integrated PV, storage, and charging system, providing low-carbon power and smart dispatching to meet work and daily electricity needs.

Certification & Compliance

Europe



IEC 62619
IEC 63056
IEC 62933
ROHS
REACH

UN38.3 UN3536



North America



UL 9540A
UL 1973
UL 9540
NFPA 855

UN38.3 UN3536



China



GB/T 36276



Other Regions



RoHS COMPLIANT UN38.3 GB CE

Ultra Series Energy Storage Battery



High Safety

Invention Patents: Flame-retardant Electrolyte Technology

Worldwide safety certifications: UL, IEC, UN, MSDS, RoHS, GB

Non-flammable and non-explosive design

Guaranteeing safety in energy storage systems



High Energy Efficiency

The energy efficiency $\geq 96\%$

Customer value maximization



Long Cycle Life

Over 10,000 cycles for long-lasting use

25-year lifespan under standard operating conditions

Cost reduction, efficiency enhancement, economic gain



Wide Temperature Range

Stable performance across all temperatures

Reliable in diverse environments

Ultra Series




Product model	GSP73274218	GSP73310238	GSP73310238
Capacity	587Ah	588Ah	600Ah+
Charging/Discharging Rate	0.5P	0.5P	0.5P
Cycle life	≥100000@70%	≥100000	≥10000
Cathode Material	LFP	LFP	LFP
Charging Temperature	0-60°C	0-60°C	0-60°C
Discharging Temperature	-30-60°C	-30-60°C	-30-60°C
Applications	Utility-scale, Residential ESS	Utility-scale, Residential ESS	Utility-scale, Residential ESS
Compliance & Certification	UN38.3/IEC62619 GB(undergoing certification)	UN38.3/IEC62619 GB(undergoing certification)	UN38.3/IEC62619 GB(undergoing certification)




320Ah

Product model	GSP71173204F
Capacity	320 Ah
Charging/Discharging Rate	0.5 P
Cycle life	≥8000@70%
Cathode Material	LFP
Charging Temperature	0~60°C
Discharging Temperature	-30~60°C
Applications	Utility-scale, C&I



314Ah

Product model	GSP71173204F
Capacity	314 Ah
Charging/Discharging Rate	0.5 P
Cycle life	≥8000@70%
Cathode Material	LFP
Charging Temperature	0~60°C
Discharging Temperature	-30~60°C
Applications	Utility-scale, C&I ESS






280Ah

Product model	GSP71173204F
Capacity	314 Ah
Charging/Discharging Rate	0.5 P
Cycle life	≥8000@70%
Cathode Material	LFP
Charging Temperature	0~60°C
Discharging Temperature	-30~60°C
Applications	Utility-scale, C&I



GB/T36276 UL1943 V05404 UL1642 IEC62619 MSDS RoHS UN38.3



150Ah

Product model	GSP42173205F
Capacity	150 Ah
Charging/Discharging Rate	1 C
Cycle life	≥4000@80%
Cathode Material	LFP
Charging Temperature	0~60°C
Discharging Temperature	-30~60°C
Applications	Utility-scale, C&I



IEC62619 GB/T36276 UL1973 BIS UN38.3



100Ah

Product model	GSP50160119F(F9)
Capacity	100 Ah
Charging/Discharging Rate	1 C
Cycle life	≥6000@80%
Cathode Material	LFP
Charging Temperature	0~60°C
Discharging Temperature	-30~60°C
Applications	Residential, Portable



50Ah


Product model	GSP42173205F
Capacity	50 Ah
Charging/Discharging Rate	1 C
Cycle life	≥4000@80%
Cathode Material	LFP
Charging Temperature	0~60°C
Discharging Temperature	-30~55°C
Applications	Residential, Portable






30Ah

Product model	IFR 46160
Capacity	30 Ah
Charging rate	1.2 C
Discharging rate	3.0 C
1C Cycle life	≥3000
0.5C Cycle life	≥6000
Cathode Material	LFP
Charging Temperature	-20~55°C
Discharging Temperature	-20~60°C
Applications	Portable energy storage, residential energy storage, two wheelers, electric motorcycles



20Ah

Product model	IFR 46110
Capacity	20 Ah
Charging rate	1.2 C
Discharging rate	3.0 C
1C Cycle life	≥3000
0.5C Cycle life	≥6000
Cathode Material	LFP
Charging Temperature	-20~55°C
Discharging Temperature	-20~60°C
Applications	Portable energy storage, residential energy storage, two wheelers, electric motorcycles



JET SERIES

AIDC Energy Storage Battery



The stable operation of AIDC (digital infrastructure) is critical to the digital economy's core functions. Great Power's Hanhai energy storage cells are engineered for high-rate, short-duration backup power in such scenarios. Backed by high-reliability, high-safety and long-lifespan technologies, they deliver a high-rate, millisecond-level response to safeguard data. Partnering with infrastructure operators, we strive to build a safer, greener and more cost-efficient digital future.

- LFP High-Safety System
- 10C (12C Instantaneous) High-Rate Discharge Performance
- Over 60,000 Cycles of Lifespan Under High-Frequency Pulse Testing
- Energy Efficiency > 96%
- Millisecond-Level Response to AIDC Load Fluctuations and More
- 2,500w high-power discharge, stable minute-level backup

JET Series



Product model	GSP50160119
Capacity	85Ah
Cathode Material	LFP
Discharging Rate	10c(12C pulse)
Cycle Life	High-pulse up to 60,000 cycles
Charging Temperature	0-60°C
Discharging Temperature	0-85°C
Applications	AIDC, data centers, etc.

POLAR SERIES

Low Temperature Residential Energy Storage Battery



Wide Temperature Range

Wide charging temperature range from -30°C to 60°C . Utilizing LTSC low-temperature superconducting technology, the charge/discharge efficiency exceeds 95%.



High Safety

Designed to prevent fires and explosions, ensuring safe usage. Successfully passes stringent safety tests, including thermal runaway & propagation test



Long Cycle Life

Achieves over 5,000 cycles at 1C/1C. Ensures up to 15 years of reliable use for customers.

POLAR Series



100Ah



72Ah



50Ah

Product model	GSP50160119F
Capacity	100 Ah
Nominal Voltage	3.2V
Cathode Material	LFP
Cycle Life	≥5000@80%
Charging Temperature	-30~60°C
Discharging Temperature	-40~60°C
Applications	Residential ESS, TBS, Light MES

Product model	GSP50160119F
Capacity	72 Ah
Nominal Voltage	3.2V
Cathode Material	LFP
Cycle Life	≥5000@80%
Charging Temperature	-30~60°C
Discharging Temperature	-40~60°C
Applications	Residential ESS, TBS, Light MES

Product model	GSP50160119F
Capacity	50 Ah
Nominal Voltage	3.2V
Cathode Material	LFP
Cycle Life	≥5000@80%
Charging Temperature	-30~60°C
Discharging Temperature	-40~60°C
Applications	Residential ESS, TBS, Light MES



Prismatic Battery



100Ah

Product model	GSP50160119F
Capacity	100 Ah
Charging/Discharging Rate	1C
Cathode Material	LFP
Cycle Life	≥6000@80%
Charging Temperature	0~60°C
Discharging Temperature	-30~60°C
Applications	Residential ESS, TBS, Light MES



72Ah

Product model	GSP39148107F
Capacity	72 Ah
Nominal Voltage	1C
Cathode Material	LFP
Cycle Life	≥4000@80%
Charging Temperature	0~60°C
Discharging Temperature	-30~60°C
Applications	Residential ESS, TBS, Light MES



50Ah

Product model	GSP3914895F
Capacity	50 Ah
Nominal Voltage	1C
Cathode Material	LFP
Cycle Life	≥4000@80%
Charging Temperature	0~60°C
Discharging Temperature	-30~60°C
Applications	Residential ESS, TBS, Light MES



Pouch Battery



50Ah



40Ah



37Ah



30Ah



25Ah

Product model	GSP14125250
Capacity	50 Ah
Charging Discharging Rate	0.5C
Cathode Material	LFP
Cycle Life	≥6000@80%
Charging Temperature	0~60°C
Discharging Temperature	-20~60°C
Applications	Residential ESS

Product model	GSP97156220
Capacity	40 Ah
Charging Discharging Rate	0.5C
Cathode Material	LFP
Cycle Life	≥6000@80%
Charging Temperature	0~60°C
Discharging Temperature	-20~60°C
Applications	Residential ESS

Product model	GSP11141238
Capacity	37 Ah
Charging Discharging Rate	1C
Cathode Material	LFP
Cycle Life	≥6000@80%
Charging Temperature	0~60°C
Discharging Temperature	-20~60°C
Applications	Residential ESS

Product model	GSP11133202
Capacity	30 Ah
Charging Discharging Rate	1C
Cathode Material	LFP
Cycle Life	≥6000@80%
Charging Temperature	0~60°C
Discharging Temperature	-20~60°C
Applications	Residential ESS

Product model	GSP82141238
Capacity	25 Ah
Charging Discharging Rate	0.5C
Cathode Material	LFP
Cycle Life	≥6000@80%
Charging Temperature	0~55°C
Discharging Temperature	-15~55°C
Applications	Residential ESS



Undergoing certification



HOME SERIES III

Large Cylindrical Battery



High Power

Designed for peak performance, Great Power's large cylindrical cells use an integrated structural design that maximizes power output, enhances thermal management, and reduces system cost.



High Safety

Featuring a high-safety structure with an integrated top-and-bottom explosion relief valve, the cell has passed rigorous safety tests, including thermal runaway and nail penetration.



Long Cycle Life

With self-developed stress-relief technology, these cells overcome fast-charge degradation, electrolyte leakage, and swelling. The HOME Series delivers over 5,000 cycles, providing 10+ years of reliable, high-frequency use.

POLAR Series



15Ah



20Ah



25Ah

Product model	33136
Capacity	15 Ah
Charging Rate	1.0C
Discharging Rate	3.0C
Cathode Material	IFR
Cycle Life	≥2000 cycles @0.5C
Charging/Discharging Temperature	-20~60°C
Applications	Residential, Portable ESS

Product model	40135
Capacity	20 Ah
Charging Rate	1.5C
Discharging Rate	3.0C
Cathode Material	IFR
Cycle Life	Std:≥4000 cycles @0.5C Ext:≥5000 cycles @0.5C
Charging/Discharging Temperature	-20~60°C
Applications	Residential, Portable ESS

Product model	40160
Capacity	25 Ah
Charging Rate	1.2C
Discharging Rate	3.0C
Cathode Material	IFR
Cycle Life	≥2000 cycles @0.5C
Charging/Discharging Temperature	-20~60°C
Applications	Residential, Portable ESS





30Ah

Product model	46160
Capacity	30 Ah
Charging rate	1.5 C
Discharging rate	3.0 C
Cathode Material	IFR
Cycle Life	Std:≥4000 cycles @0.5C Ext:≥5000 cycles @0.5C
Charging Temperature	-20~60°C
Discharging Temperature	-20~60°C
Applications	Residential, Portable ESS



50Ah

Product model	60150
Capacity	50 Ah
Charging rate	1.5 C
Discharging rate	2.0 C
Cathode Material	IFR
Cycle Life	Std:≥4500 cycles @0.5C Ext:≥5000 cycles @0.5C
Charging Temperature	-20~60°C
Discharging Temperature	-20~60°C
Applications	Residential, Portable ESS



PACK & RACK



Wide Range of Applications: Suitable for container and cabinet energy storage systems

High Safety: Thermal insulation between cells, eliminating heat diffusion

Modular design: easy application combination

Great flow channel design optimized through thermal simulation technology

System temperature difference $\leq 2^{\circ}\text{C}$

PACK Certifications:



RACK Certifications:



Telecommunication Pack



Product Type	48100ES-TEL	48150ES-TEL	48200ES-TEL
Nominal Capacity	100 Ah	150 Ah	200 Ah
Configuration	15S1P	15S1P	15S1P
Maximum Operating Voltage Range(2.5~3.65 V)	DC37.5V~54.75V	DC37.5V~54.75V	DC37.5V~54.75V
Nominal Energy	5.12kWh	7.2kWh	9.6kWh
Rated Charging/Discharge Current	50A	50A	50A
Weight	44kg	60kg	86kg
Communication Port	RS 232*1+RS 485*3+CAN	RS 232*1+RS 485*3+CAN	RS 232*1+RS485*3+CAN
Dimensions (Net)	D480*W442*H134 mm	D550*W442*H222 mm	D650*W442*H222 mm
Applications	Telecom, R&C Backup	Telecom, R&C Backup	Telecom, R&C Backup
IP Protection Class	IP30	IP30	IP30



Residential Storage Pack



Product Type	48100_Backup pack	48100_Residential Energy Storage Pack
Rated Capacity	100 Ah	100 Ah
Nominal Voltage	48V	48V
Dimensions	480.0*442.0*133.0 mm (3Ucase)	480.0*442.0*133.0 mm (3Ucase)
Chassis Material	Q235	Q235
Waterproof Grade	IP30	IP30
Standard Charging/Discharging Current	0.2C (Flow limiting function)/0.5C	0.5C/0.5C
Communication Mode	RS485,RS232	RS485,RS232, CAN
Weight	About 42kg	About 42kg
Storage Temperature	-20-50°C	-20-50°C



Liquid-Cooled Pack



Product Type	LiqPack-314Ah 1P52S	LiqPack-314Ah 1P104S
Cell Capacity	314Ah	314Ah
Configuration	1P52S	1P104S
Rated Charging/Discharging Power	0.5P	0.5P
Cooling Method	Liquid cooling	Liquid cooling
Rated Capacity	314Ah	314Ah
Maximum Operating Voltage Range	DC135.2~187.2V	DC270~374.4V
Rated Energy	52.25kWh	104.4992kwh
Protection Level	IP67	IP67
Dimensions	D1141*W786*H251.5mm	D2215*W786*H251.5mm
Product Weight	≈350kg	710±10kg
Maritime Standard	UN38.3	UN38.3
Applications	Container or Cabinet	Container

Air-Cooled Pack



Product Type	AirPack-150Ah 2P12S	AirPack-280Ah 1P16S	AirPack-150Ah 1P24S
Cell Capacity	150 Ah	280 Ah	150 Ah
Configuration	2P 12S	1P 16S	1P 24S
Charging/Discharging Rate	0.5 C	0.5 C	1.0 C
Cooling Method	Air cooling	Air cooling	Air cooling
Rated Capacity	150Ah@0.5C	280Ah@0.5C	150Ah@1.0C
Voltage Class	1000 Vd.c.	1000/1500 Vd.c.	1000/1500Vd.c.
Rated Energy	11.52 kWh	14.336 kWh	11.52 kWh
Protection Level	IP2X	IP2X	IP2X
Dimensions	W450.5×D693*H242 mm	W470×D833×H225 mm	W470×D785×H225 mm
Product Weight	≈99 Kg	≈113 Kg	≈96.5 Kg
Maritime Standard	UN38.3	N/A	UN38.3
Applications	Container or Cabinet	Container or Cabinet	Container or Cabinet



GB/36276



GB/36276



IEC61000



IEC62619

Liquid-Cooled Rack



Product Type	LiqRack-280Ah 1P416S	LiqRack-280Ah 1P384S
Charge/Discharge Rate	0.5C	0.5 C
Configuration	1P416S	1P 384S
Nominal Voltage	1331.2 V	1228.8 V
Working Voltage Range	900-1500Vd.c.	900-1500 Vd.c.
Rated Capacity	280 Ah	280 Ah
Rated Energy	372.7 kWh	344 kWh
Dimensions	W860×D1153×H2333 mm	W860×D1080×H2333 mm
Product Weight	≈3200 Kg	≈3000 Kg
Pack Type	LiqPack-1P52S	LiqPack-1P48S
Functional Safety	Class B	Class B
Applications	Container	Container



Liquid-Cooled Rack



Product Type	LipRack-314Ah 1P416S	LipPack-314Ah 1P416S
Charge/Discharge Power	209kW	209kW
Configuration	1P52S*8	1P104S*4
Nominal Voltage	1331.2 V	1228.8 V
Working Voltage Range	1164.8~1476.8V	DC1164.8~1476.8V
Rated Capacity	314Ah	314Ah
Rated Energy	418kWh	418kWh
Dimensions	D1128mm*W860mm*H2333mm	D2227*W912*H1476mm
Product Weight	3300±3%kg	3000±3%kg
Functional Safety	Class B	Class B
Applications	Container	Container








 GB/T36276 UL9540A UL1973 IEC62619 IEC61000 UN38.3







 UL9540A UL1973 IEC62619 IEC61000 UN38.3

Air-Cooled Rack



Product Type	AirRack-280Ah 1P416S	AirRack-150Ah 1P360s
Charge/Discharge Rate	0.5 C	1 C
Configuration	1P 416S	1P 360S
Nominal Voltage	1331.2 V	1152 V
Working Voltage Range	900-1500 Vd.c.	900-1500 Vd.c.
Rated Capacity	280 Ah	150 Ah
Rated Energy	372.7 kWh	172.8 kWh
Dimensions	W1442×D835×H2418 mm	W960×D788×H2341 mm
Product Weight	≈3200 Kg	≈1700 Kg
Pack Type	AirPack-1P16S	AirPack-1P24S
Functional Safety	Class B	Class B
Applications	Container	Container



GB/36276



IEC61000



IEC62619

OUTDOOR ENERGY STORAGE SYSTEM

Magna Series



High safety: Battery pack meets North American UL 9540A and NFPA 855 standards.

Long lifespan: Liquid cooling mode, core temperature difference $<2\text{ }^{\circ}\text{C}$, 30% cycle improvement.

High energy density: by 320Ah cell, the discharge capacity exceeds 418kWh.

Scalable: Small footprint, flexible layout/addition, enabling adaptable layouts from 4 to 8 packs.

Easy maintenance: Modular design, convenient for on-site operation and maintenance

Quick installation: Shipped after testing, ready for on-site connection.

Worldwide Certifications



AC/DC Outdoor Battery System



Product Type	Qingtian 520 Magna-C&I-520
Product Category	Magna-C&I-520
Battery System Configuration	260S2P
Rated Power	≤0.5P/0.5C
Rated Energy	522 kW
Maximum Depth of Discharge (DOD)	0-100%
Rated Voltage	400 V@50/60Hz
Rated Charge/Discharge Power (kW)	125 / 125/250
Rated Charge/Discharge Current (A)	182 / 182/364
Cell Type	314 Ah 3.2 V
Nominal Voltage (V DC)	832
Operating Voltage Range (V DC)	728 - 936
Cycle life	≥8000 (25 °C, 0.5C, EOL70%)
System Efficiency	≥88% (25 °C)
Noise Level	≤75 dB
Dimensions T-W-H	Battery cabinet :117515002500 mm Combiner cabinet:105011001800 mm
Operating Altitude (m)	≤2000
Communication Protocol	LAN/485



DC Outdoor Battery System



Product Type	Magna-UTL-373	Magna-UTL-418
Rated Energy	372.7kWh@0.5C	418kWh@0.5C
Rated Power	180 kW	Max 209 kW
Rated Output Voltage	900-1500 Vd.c.	1100-1500 Vd.c.
Cell Capacity	280 Ah	314 Ah
Cell Type	LFP	LFP
Configuration	1P 416S	1P 416S
Rated Discharge Current	140 A	157 A
Rated Charging Current	140 A	157 A
Charging Temperature	0~45°C	0~45°C
Discharging Temperature	-20~50°C	-20~50°C
Communication Port	CAN、485	CAN、485
Cooling Method	Liquid Cooling	Liquid Cooling
Protection Level	IP55	IP55
Functional Safety	class B	class B
Product Weight	≈4000 Kg	≈4100 Kg
Dimensions	W1300×D1300×H2365 mm	W1300×D1300×H2365 mm
Applications	Utility-scale, C&I	Utility-scale, C&I



AC Outdoor Battery System



Product Type	Magna-C&I-260
Product Category	AC Outdoor Liquid-cooling Battery System
Rated Energy	260kWh@0.5C
Rated Power	125 kW
Rated Output Voltage	380 Va.c.
Cell Capacity	314 Ah
Cell Type	LFP
Configuration	1P 260S
Discharge Current	223 A
Charging Current	223 A
Charging Temperature	0~50°C
Discharging Temperature	-20~50°C
Communication Port	CAN、485
Cooling Method	Liquid Cooling
Protection Level	IP55
Functional Safety	class B
Product Weight	≈2725 Kg
Dimensions	W1300×D1310×H2265 mm
Applications	Utility-scale, C&I

AC/DC Outdoor Battery System



Product Type	Great One 260-I
Cell Type	GSP71173204F, 3.2V 314 Ah
Battery System Configuration	1P260S
Battery Pack Model	PIL03C2-D1P65S-A01
Battery Pack Combination Method	1P65S
Battery System Energy	260 kWh
Cooling Method	Immersion Cooling + HVAC
System Efficiency	≥90%
Communication Interface	LAN, 485, CAN
Working Temperature	-20-55 °C
Dimensions	W1200D1400H2385 mm
Weight	2900 kg

DC Battery Parameters	
Rated voltage	832 V
Battery Voltage Range	728~923 V d.c.
Rated current	172 A
Maximum Current	180 A
Charge/Discharge Rate	0.5P

AC Parameters (grid-connected)	
Rated voltage	380 V
Connection method	3P4L
Rated power	125 kW
Maximum power	135 kW
Overload capacity	110% Continuous

CONTAINERIZED ENERGY STORAGE SYSTEM



Great Power Ultra Max 5000

5MWh 20' HC Liquid Cooled DC

Container Energy Storage Solution

High safety: Compliant with UL9540A, NFPA855.

High energy efficiency: RTE 96% @ 0.25p, 95% @ 0.5p on the DC side.

Easy to be installed: Integrated design in a 20HC container.

High protection: IP55 overall, IP67 for Battery Pack, IP54 for High-voltage box, IPX5 for Electrical compartment.

Cost-effective: 50% increase in energy density for enhanced life cycle returns.

Outdoor Energy Storage System

Max-20HC-5000



Product Type	Max-20HC-5000
Product Category	20HC DC liquid-cooling container energy storage solution
Rated Energy	5.0MWh@0.5C
Rated Power	≤417kW*6/1.25MW*2
Rated Output Voltage	1164.8-1497.8 Vd.c.
Cell Capacity	314 Ah
Cell Type	LFP
Configuration	1P416S*12
Max Discharge Current	157 A*12
Max Charging Current	193 A*12@5min
Charging Temperature	-30~+50°C
Discharging Temperature	-35~+60°C
Communication Port	CAN、RS485、RJ45/Optical fiber
Cooling Method	Liquid Cooling
Protection Level	IP55
Functional Safety	class B
Product Weight	< 46T
Dimensions	W6058*D2438*H2896 mm (20HC)
Applications	Utility-scale, C&I



Outdoor Energy Storage System

Max-20HC-6250



Product Type	Max-20HC-6250
Product Category	20HC DC liquid-cooling container energy storage solution
Rated Energy	6.25 MWh@0.5C
Rated Power	≤1563 kW*2
Rated Output Voltage	1164.8V-1497.6 V
Cell Capacity	587 Ah, 0.5C
Cell Type	LFP
Configuration	8P416S
Max Discharge Current	1174 A@5min
Max Charging Current	1174 A@5min
Charging Temperature	-30-50 °C
Discharging Temperature	-35-60 °C
Communication Port	CAN, MODBUS TCP
Cooling Method	Liquid Cooling
Protection Level	IP55
Functional Safety	Class B
Product Weight	48 t
Dimensions	W6058D2438H2896 mm (20HC)
Applications	Utility-scale, C&I

Outdoor Energy Storage System

Max-20HC-3440



Product Type	Max-20HC-3440
Product Category	20HC DC liquid-cooling container energy storage solution
Rated Energy	3.44MWh@0.5C
Rated Power	180kW*10/1.7MW
Rated Output Voltage	900-1500 Vd.c.
Cell Capacity	280 Ah
Cell Type	LFP
Configuration	1P384S*(10 or 9 or 8)
Max Discharge Current	173 A*(10 or 9 or 8)
Max Charging Current	173 A*(10 or 9 or 8)
Charging Temperature	0~45°C
Discharging Temperature	-20~50°C
Communication Port	CAN、485、TCP/IP
Cooling Method	Liquid Cooling
Protection Level	IP54
Functional Safety	class B
Product Weight	< 36T
Dimensions	W6058*D2438*H2896 mm (20HC)
Applications	Utility-scale, C&I

1P DC Outdoor Energy Storage System

Max-20HC-3720




Product Type	Max-20HC-3720-1P	Remark
Power	≤1P/1C	
Rated Energy (MWh)	3.727	
Maximum Depth of Discharge (DOD)	0~100%	
Rated Voltage (V d.c.)	1331.2	
Operating Voltage Range (V d.c.)	1164.8-1497.6 V	2.8 V-3.6 V/cell
Rated Charging Power (kW)	≤1860 kW*2	Connected to PCS
Rated Charging Current (A)	1400 A@Circuit 1 1400 A@Circuit 2	Centralized, composed of 2 circuits
Maximum Charging Current (A)	1600 A@Circuit 1 1600 A@Circuit 2	≤5min
Rated Discharging Power (kW)	≤1860 kW*2	Connected to PCS
Rated Discharging Current (A)	1400 A@Circuit 1 1400 A@Circuit 2	Centralized, composed of 2 circuits
Maximum Discharging Current (A)	1600 A@Circuit 1 1600 A@Circuit 2	≤5min
Round-Trip Efficiency (RTE)	≥92%	≤1P

Safety System



Cells: The 314 Ultra

- LFP
- Invention patent: flame-retardant gel electrolyte technology
- Certified by GB, UL, IEC, UN, MSDS and RoHS



High-Safety Liquid-Cooled PACK

- Invention patent: Battery pack thermal runaway protection system (Patent No.: 202210215093.4)
- Uses high-temperature-resistant metal outer shell and top cover
- Modular safety design effectively avoids accidental short circuits during transportation and installation
- Certified by UL9540A, UL1973, IEC62619, 1EC61000 and UN38.3
- Protection level: IP65



6-tier Protection System

Worldwide Certifications: UL9540, UL9540A, UL1973, NFPA855, NFPA68, NFPA69, NFPA72

- Protection level: IP55
- AI intelligent fire early warning
- Aerogel thermal insulation separator
- Whole-cabinet aerosol protection
- All-in-one detector fire protection
- Water immersion sensor fire protection
- Audible and visual alarm

LFP High Safety 314Ah Cell



Highly Integrated System



High Safety Liquid Cooling PACK



Ultimate Safety System

Max-20HC-5000



Explosion-proof Active Ventilation Design



Battery Compartment and Electrical Compartment Isolation Design



Integrated Aerosol Fire Protection



Integrated Water Fire Protection



Global C&I Energy Storage Systems **Top 2**

The industrial & commercial energy storage products have been well received since launch and have been deployed with more than ten listed companies across bus systems, logistics, energy-intensive industries, industrial parks, commercial buildings, SMEs, and off-grid areas. In 2025, Great Power ranked No.2 globally in C&I ESS shipments and No.5 among Chinese companies in overseas ESS shipments (GGII).

Outdoor Battery System

- Magna-C&I-260
- Magna-C&I-233
- Magna-C&I-215
- Magna-UTL-418
- Magna-UTL-373



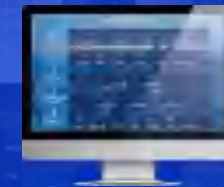
Container Energy Storage Solution

- Max-20HC-3440
- Max-20HC-5000



Smart AI Cloud

Only available in China



Application



Factory



Power plant



Grid-connected and off-grid in remote areas



Charging stations



High Safety



Long Cycle Life



High Efficiency

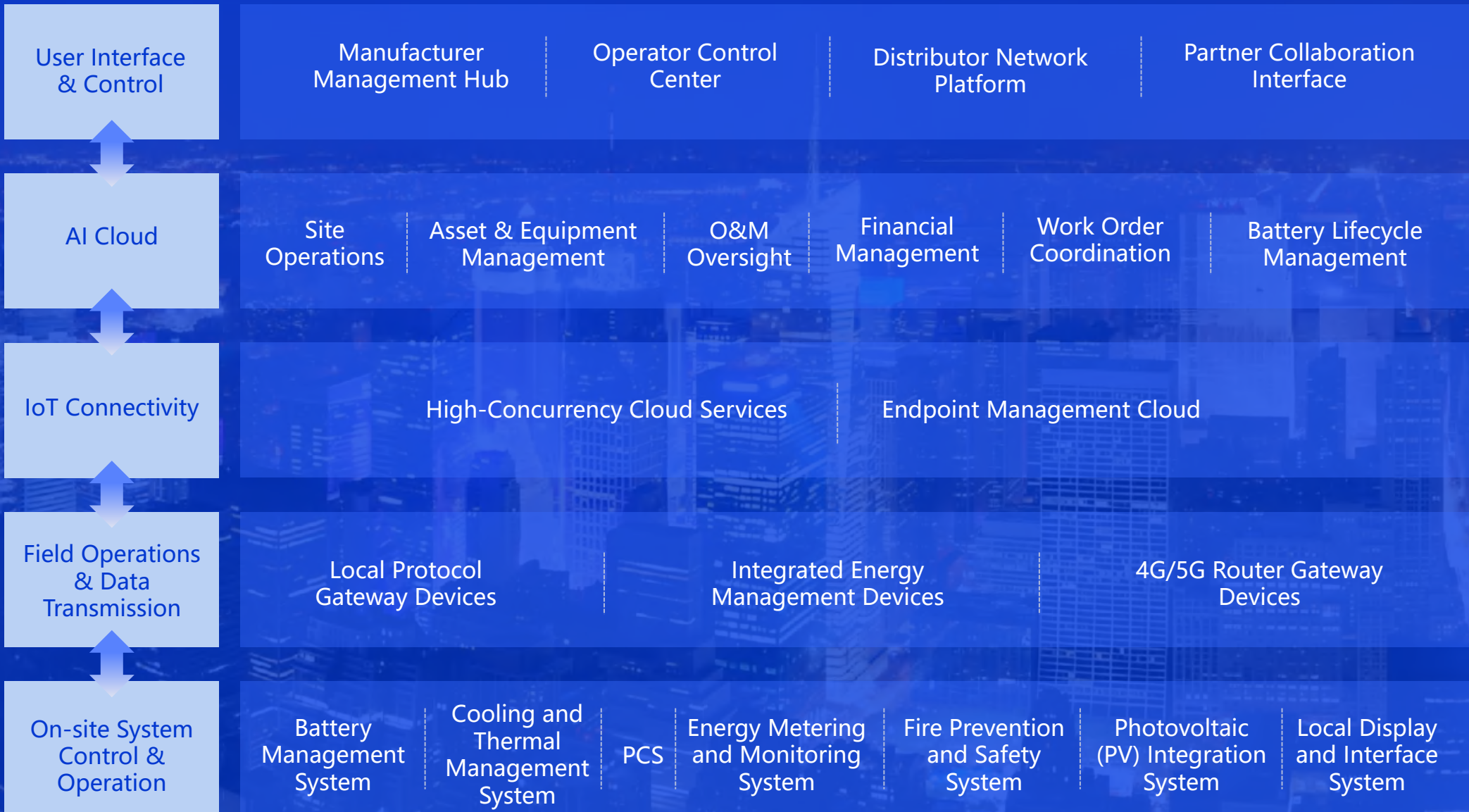


Easy Installation



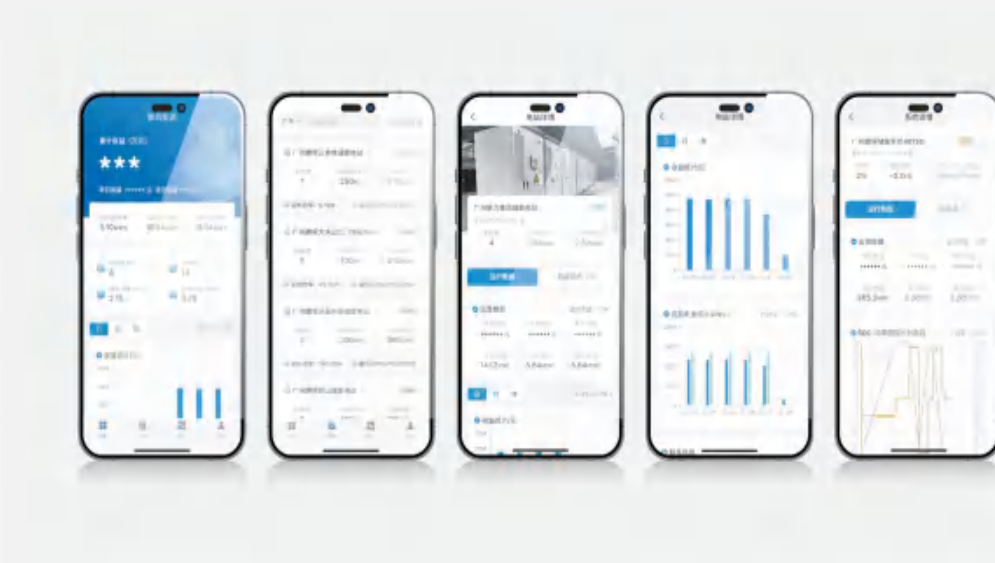
Easy Operation

Energy Management System



Great E AI Cloud

Advanced Features | Reliable Operations | AI-Powered Smart Optimization | 24/7 Battery Health Monitoring



Product Roadmap



Service & Support



10 international offices
covering key markets in Europe, North America, Asia-Pacific, and the Middle East



12 production facilities
across strategic locations including China, Vietnam, and more



1 after-sale service team
with 85% of members having over 5 years of industry experience

End-to-End Project Service Process

Requirement Definition

Sales and technical teams collaborate to establish a multi-level requirements list (technical specifications, grid standards, subsidy policy alignment)

Solution Design

3D site simulation and investment return calculation to deliver a customized system solution

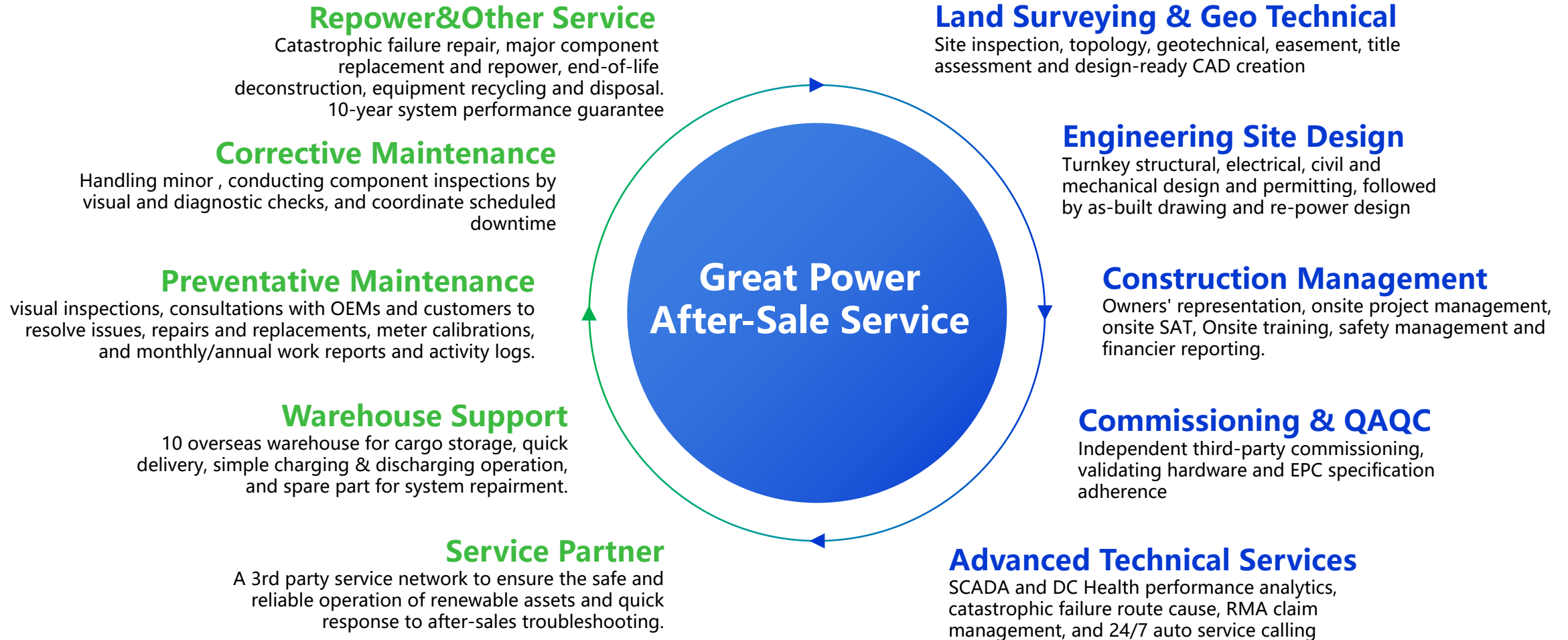
Site Validation

Engineers conduct on-site surveys (terrain, sunlight, and grid connection point mapping)

Delivery Assurance

FMEA risk management system integrated throughout the design, production, and packaging processes

Operations & Maintenance




O&M in Different Regions

Region		North America	Europe	Japan	Other Regions
O&M	Preventive Maintenance	√	√	√	√
	Corrective Maintenance	√	√	√	√
	24/7 Monitoring & System Recovery	√	√	√	√
	Incident Reporting & Analysis (Monthly, Annual)	√	√	√	√
	Data Insights & Performance Analysis	√	/	/	/
	Database & System Management	√	√	√	√
	Spare Parts Management	√	√	√	√
	Emergency Response	√	√	√	√
	Technical Training (Levels 1, 2, 3)	√	√	√	√
Response Time (hrs)	Email Support & Communication	24	24	24	24
	On-Site Support & Response	48	48	48	48
	Basic Troubleshooting	72	72	72	72
	Complex Problem Resolution	120	120	120	120
Dedicated Service Technicians		5	4	4	8
Partnered Service Providers		3	3	3	5
Personnel Qualifications	High Voltage Electrician	√	√	√	√
	Forklift & Crane Operator	√	√	√	√
	Certified Welders	√	√	√	√
	Engineering Support (Levels 1, 2, 3)	√	√	√	√
	SCADA & Network Specialists	√	√	√	√
	Certified Safety Officers	√	√	√	√
Overseas Warehouse		3	3	1	3

Reference Projects



India ESS Project
Scale: 722MWh(Total 1.5GWh)



Azerbaijan National-Level ESS Project
Scale: 500MWh



Lithuania ESS Project
Scale: 180MWh



U.S. Virginia Distributed ESS Project
Scale: 150MWh



Mexico single-site ESS Project
Scale: 50MWh




Belgium Distributed ESS Project
Scale: 17.5MWh




Japan, Yokohama School PV + ESS Project
Scale: 17.5MWh



Germany Containerized ESS Project
Scale: 16.77MWh




Netherlands ESS Project
Scale: 9.5MWh



Netherlands PV + ESS Hybrid Project
Scale: PV 12.5MWp, ESS 3.6MWh



India Off-Grid PV + ESS Project
Scale: 2MWh



Croatia ESS Project (first overseas project, grid-connected in 2018)
Scale: 1MWh

Reference Utility-Scale & Grid Projects in China



Jiashi PV Project
Scale: 600MWh



Gansu Wuwei Standalone ESS Project
Scale: 420MWh



Yunnan Xiangyun Shared ESS Project
Scale: 400MWh



Tumushuke PV-ESS Project
Scale: 350MWh



Shizuishan PV-ESS Project
Scale: 200MWh



Inner Mongolia Ulanqab Green ESS Project
Scale: 180MWh



Jimsar PV + ESS Project
Scale: 150MWh



Bachu Agrivoltaic + ESS Project
Scale: 140MWh



Guangxi Nanning ESS Project
Scale: 100MWh



Jiangsu Shipyard ESS Project
Scale: 100MWh

Reference C&I Projects in China



Sichuan Zhongfu Electrolytic Aluminum ESS Project
Scale: 428.48MWh



Qingdao Beian ESS Project
Scale: 150MWh



Qingdao Beibeng ESS Project
Scale: 90MWh



Shenzhen Bus Public Charging Station ESS Project
Scale: 60MWh



Zhejiang Xianhe New Energy ESS Project
Scale: 44.72MWh



Zhongyuan Neipei Group Smart Energy ESS Project
Scale: 40MWh



Henan Jinma Energy Smart ESS Project
Scale: 34.4MWh



Anyang Shenlong Smart ESS Project
Scale: 34.4MWh



Henan Mingsheng New Materials ESS Project
Scale: 30.96MWh



Zhongshan Zhongjing Semiconductor Smart ESS Project
Scale: 27.52MWh



Hunan Anfu Environmental ESS Project
Scale: 25MWh



Henan Jinli Jinqian Smart ESS Project
Scale: 24.08MWh



Zhaoqing Zhengxi PV- ESS Project
Scale: 8.96MWh



Guangzhou Weili ESS Project
Scale: 7.95MWh



Guangzhou Panasonic ESS Project
Scale: 3.01MWh

GREAT POWER

**Making clean energy safer,
more stable and accessible.**



Wechat
Official
Account



Official
Website



Instagram



LinkedIn



YouTube



Facebook



Twitter



Pinterest

Search: Great Power

Guangzhou Great Power
Energy & Technology Co.,Ltd.

No. 912 Shiliang Road,Shawan town,
Panyu, Guangzhou, China

www.greatpower.net/en