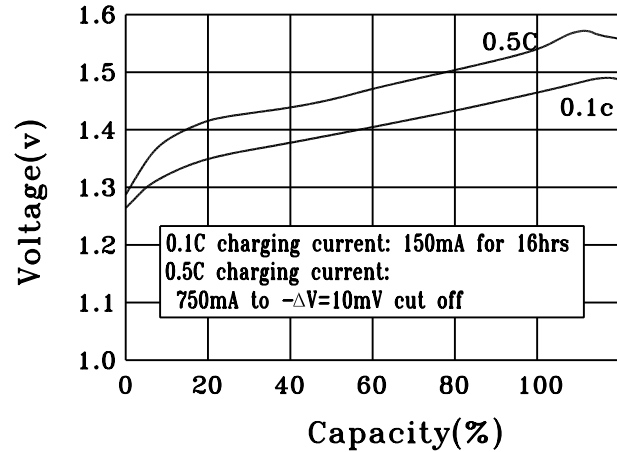


Ni-MH rechargeable cylindrical cell (Data Sheet)

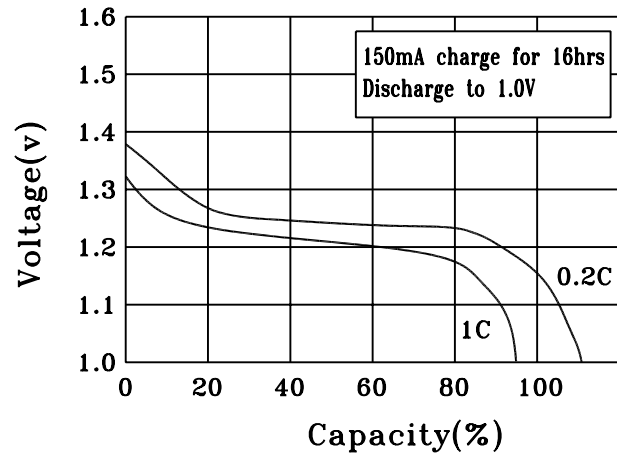
Specification

Nominal Voltage		1.2V	
Dimensions	Diameter	25.2±0.2mm	
	Height	49.5±0.3mm	
	Apx. Weight	42g	
0.2C Discharge Capacity	Typical	1550mAh	
	Minimum	1500mAh	
Typical Internal Impedance		Less than 15mΩ	
Charge	Standard	150mA for 16 hrs	
	Fast	750mA for about 150mins	
Life expectancy		500 cycles	
Operating Temperature	Charge	Standard	0°C to 40°C
		Fast	10°C to 40°C
	Discharge		-10°C to 50°C
	Storage	< 1 year	-10°C to 30°C
< 3 months		-10°C to 40°C	

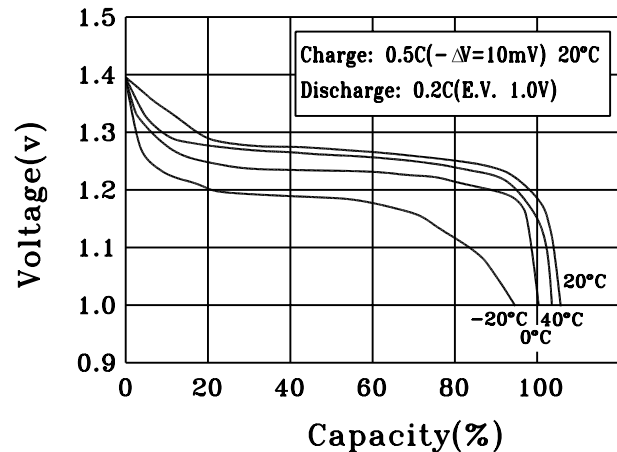
CHARGE CHARACTERISTICS



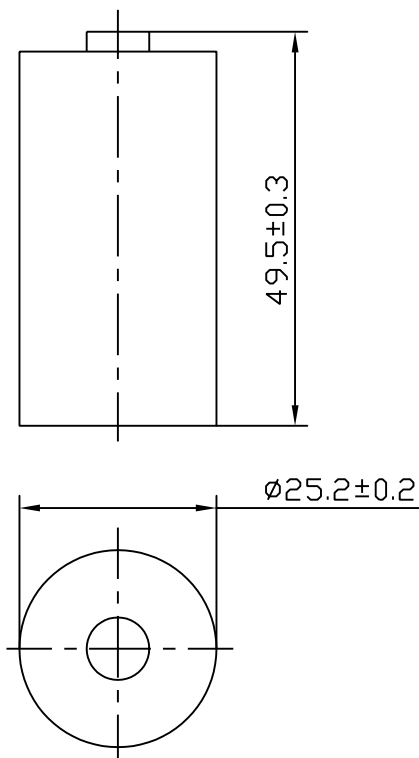
DISCHARGE CHARACTERISTICS



DISCHARGE CHARACTERISTICS AT DIFFERENT TEMPERATURE



(CELL DIMENSIONS)



(With tube)

1:1