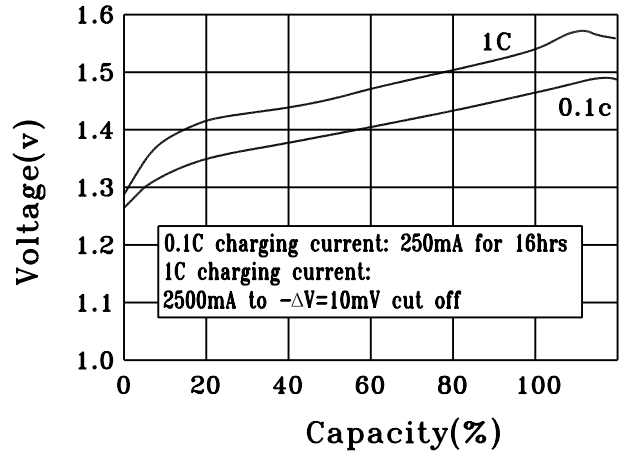


Ni-MH rechargeable cylindrical cell (Data Sheet)

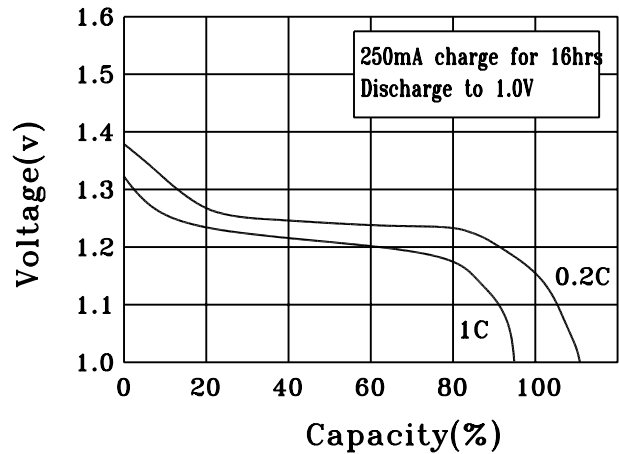
Specification

Nominal Voltage		1.2V	
Dimensions	Diameter	21.9±0.2mm	
	Height	42.5±0.3mm	
	Apx. Weight	58g	
0.2C Discharge Capacity	Typical	2550mAh	
	Minimum	2500mAh	
Typical Internal Impedance		Less than 15mΩ	
Charge	Standard	250mA for 16 hrs	
	Fast	2500mA for about 75min	
Life expectancy		500 cycles	
Operating Temperature	Charge	Standard	0°c to 40°c
		Fast	10°c to 40°c
	Discharge		-10°c to 50°c
	Storage	< 1 year	-10°c to 30°c
< 3 months		-10°c to 40°c	

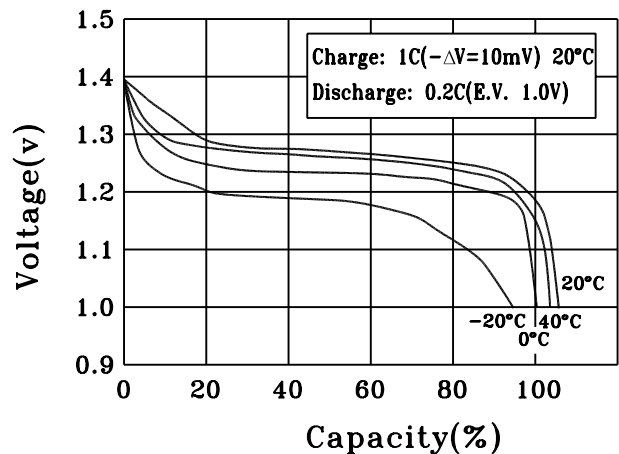
CHARGE CHARACTERISTICS



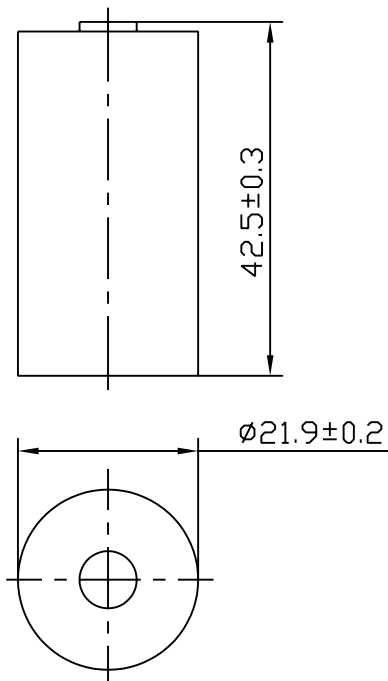
DISCHARGE CHARACTERISTICS



DISCHARGE CHARACTERISTICS AT DIFFERENT TEMPERATURE



(CELL DIMENSIONS)



(With tube)

1:1