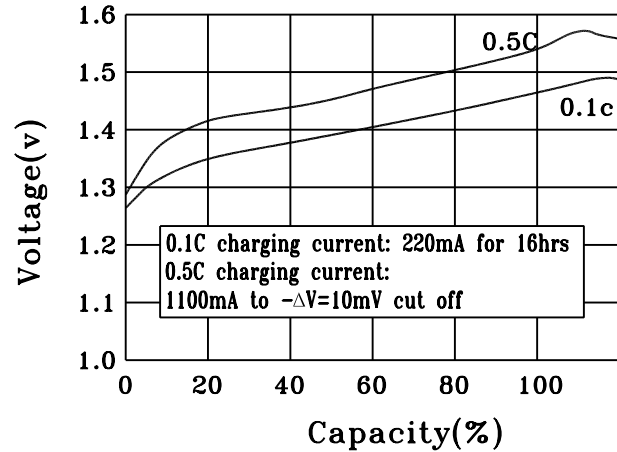


Ni-MH rechargeable cylindrical cell (Data Sheet)

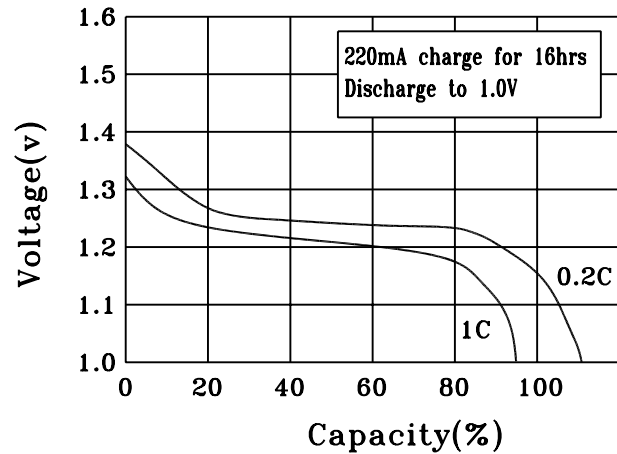
Specification

Nominal Voltage		1.2V	
Dimensions	Diameter	22.0±0.2mm	
	Height	33.5±0.3mm	
	Apx. Weight	46g	
0.2C Discharge Capacity	Typical	2250mAh	
	Minimum	2200mAh	
Typical Internal Impedance		Less than 20mΩ	
Charge	Standard	220mA for 16 hrs	
	Fast	1100mA for about 150min	
Life expectancy		500 cycles	
Operating Temperature	Charge	Standard	0°c to 40°c
		Fast	10°c to 40°c
	Discharge		-10°c to 50°c
	Storage	< 1 year	-10°c to 30°c
< 3 months		-10°c to 40°c	

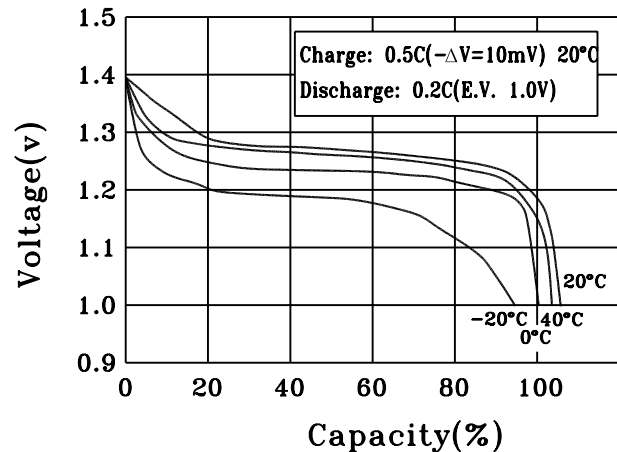
CHARGE CHARACTERISTICS



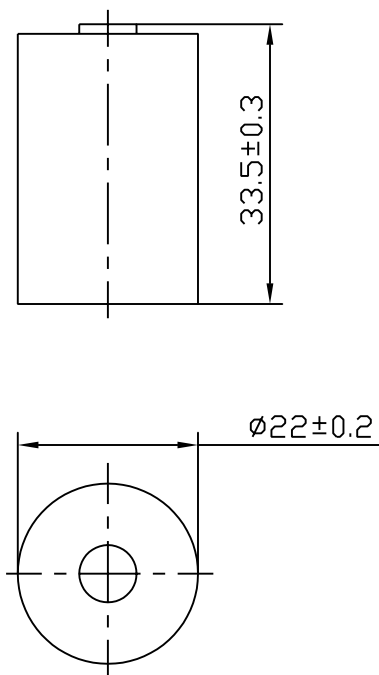
DISCHARGE CHARACTERISTICS



DISCHARGE CHARACTERISTICS AT DIFFERENT TEMPERATURE



(CELL DIMENSIONS)



(With tube)

1:1